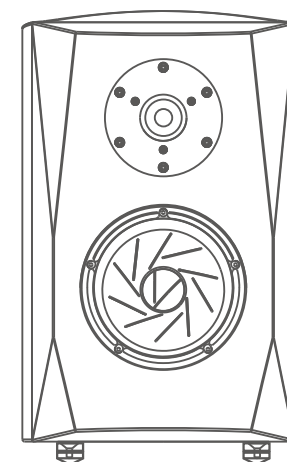




G-50

HIGH-END SPEAKER SYSTEM

使用说明书
Operating Instructions



广东汉洋电器有限公司
品名：HIGH-END 扬声器系统
型号：G-50
生产：广州汉林电器实业有限公司
地址：广州市番禺区化龙镇石化公路明经路段九号

CAV INC.
Product: HIGH-END SPEAKER SYSTEM
Model: G-50
Manufacturer: CAV Audio (Guangzhou) Co.,Ltd
Address: No.9, Mingjing Road, Shihua Highway,
Hualong Town, Panyu District, Guangzhou

注意：CAV 保留在不作任何预先通知的情况下对规格和外型进行修改。
NOTE: THE SPECIFICATIONS AND APPEARANCE ARE SUBJECT TO CHANGE WITHOUT PRIOR NOTICE.

G-50

HIGH-END SPEAKER SYSTEM

更多信息请浏览 CAV官网 www.cn-cav.com

400 139 1218

G-50 扬声系统

尊敬的用户：

感谢您购买了G-50,它是CAV倾力制作的一款具有精湛技术和深厚艺术内涵完美结合的扬声器系统,该系统是CAV表现美学、艺术形式与真实音乐合而为一的理想载体,也是本公司独具个性的又一代表性产品。

本公司的企业精神是高尚生活,愿您体验高尚生活中的音乐。

为获得最佳性能和完备的服务支持,敬请仔细阅读本说明书,并妥善保存以备将来查阅。

G-50 扬声器系统

目录

扬声器系统扬声器系统主要特点与注意事项1

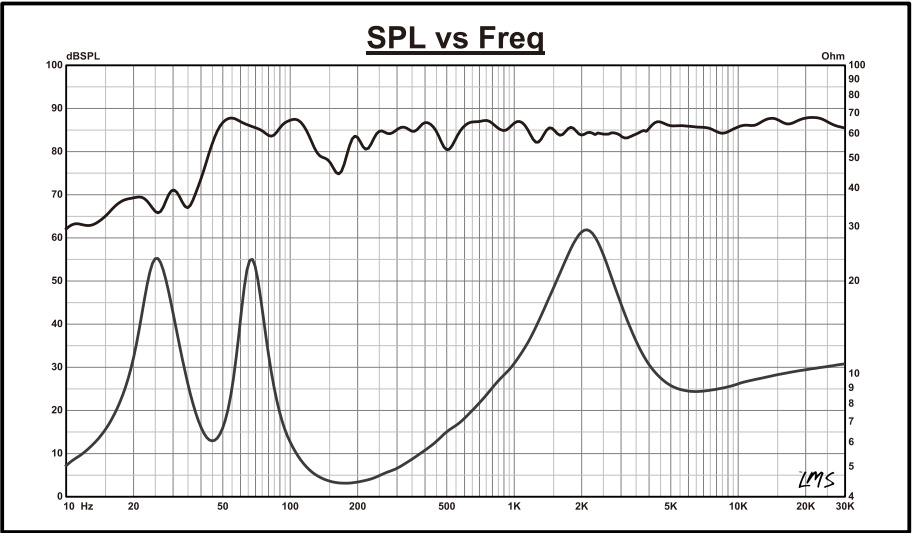
扬声器系统使用指南.....2

扬声器系统连接方法.....3

扬声器系统技术规格.....4

扬声器系统频率和阻抗特性曲线.....5

G-50 SPEAKER SYSTEM FREQUENCY AND IMPEDANCE CURVE



G-50 frequency response / impedance curve

TECHNICAL SPECIFICATIONS OF G-50 SPEAKER SYSTEM

Model: G-50

Tweeter: 1 inch Danish Scan-Speak tweeter unit x1

Woofer: 5.25 inch Danish Scan-Speak mid-bass unit x1

Nominal impedance: 4Ω

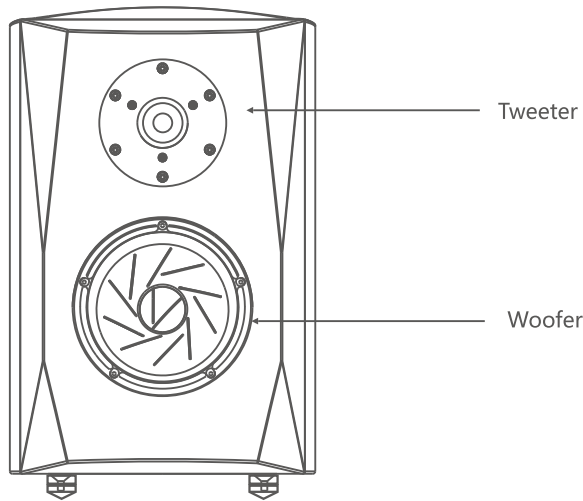
Sensitivity: 82dB

Frequency range: 45Hz-30kHz

Power range: 30W-100W

Size: W252XH385XD424 (mm)

Net weight: 15.1kg



G-50 扬声系统主要特点与注意事项

主要特点:

- 1、G-50箱体全部为精细手工制作，配合哑光本色的酸枝木皮加钢琴漆外观。造型、结构独特华贵，洋溢着时尚风情。
- 2、高音采用Scan-Speak(丹麦绅士宝) Discovery探索系列
双铁氧体磁铁球顶丝膜高音单元，有高灵敏度、低失真的优点，高频声音极为清晰透彻。
- 3、中低音单元采用Scan-Speak(丹麦绅士宝) Revelator启示者系列
此款中低音单元使用绅士宝专利对称驱动磁路设计技术，低阻尼苯橡胶折环、大型铁氧体磁路系统、低损耗线性悬挂。振膜工艺采用切割纸盆设计，割痕内填充的阻尼胶可以显著减少振膜的分割振动。
- 4、分音器全部采用欧洲原厂进口发烧级元件
电感使用德国INTERTECHNIK高品质空芯电感，在大电流的工作状态下无磁饱，有效降低涡流失真。电容为丹麦Jantzen Audio发烧级聚丙烯箔电容器，人声细节细致、颗粒感更小。
- 5、扬声器系统设计LEAP曲线优化
产品声学设计过程使用LEAP系统曲线优化及反复测试调试，使扬声器与箱体结构的配合度达到理想效果。

注意事项:

- 1、音箱连接线应确实与功率放大器连接可靠，否则会产生噪声。
- 2、音箱应放置于水平、坚固的地方。音箱后背离墙应有大约20厘米距离，会使低音更为丰满。
- 3、如果音箱的极性接反，会导致立体声效果不佳。

保养：

- 1、如无必要，请尽量避免音箱满负荷的状态下长时间工作。
- 2、开机前，请注意功率放大器音量旋钮的位置，应在最小或较小音量位置才开机。
- 3、清洁音箱表面，请用干软布擦净。切记不要用天拿水、汽油等化学溶剂，否则会损坏音箱表面。

附件:

音箱连接线二条。

注：上述规格如有变动，恕不另行通知。

G-50 扬声器系统使用指南

一般的使用常识:

本音箱的标称功率是指低频功率，过分地提升高音或低音使用，信号成份的比例严重偏离正常分布，将有可能使高、低音单元超负荷而损坏，在音响系统中，功率放大器的标称功率往往会大于音箱的标称功率，这是为了应付音乐信号中一些瞬间强信号的缘故，也是音响系统的最基本要求之一。因此，在使用中需格外小心勿将音量开至最大，否则，将会造成损坏。（因此造成的损坏，我们将不负责免费保修）有的系统标称功率大，可能听起来声音并不大。这与音箱的灵敏度有关。灵敏度高，在相同的功率下，声音听起来就响得多，这当然是我们所希望的。但是，在高保真音响系统中，为了照顾高保真性（即：减少失真，以及整个频段的平衡）可能灵敏度会较低一些，这在您的使用中须引起注意。

提醒:

- 1、非专业扩声设备，如需特殊用途，请在专家指导下进行。
- 2、声压测试新界定的听音空间面积为15m²-40m²，垂直高度：2m~4m.
- 3、欧共体标准适配性参数设计，对功放机无任何特殊要求，极易推动。

音箱的放置:

- 1、音箱应放置在听音位置的前方，左右对称地放置。
- 2、勿将音箱并排地放置地一起。轴线距离应大于1.5M，会使立体声的效果较佳。（一般来说，听音位置与两个音箱构成等三角形，效果是比较理想的。）
- 3、音箱靠墙约20厘米放置，会使低音听起来丰满。请注意音箱的放置高度，高音单元最好是接近人耳的高度。
- 4、避免阳光直接照射和雨淋。

污染控制标识及其含量:

污染控制标识及其含量说明

此标志表示该产品在使用完后可再利用。数字表示的是环境保护使用期限，只要遵守与本产品有关的安全和使用上的注意事项，从制造日算起在数字所表示的年限内，产品不会产生环境污染和对人体、财产的影响。

产品中有毒有害物质或元素名称及含量

部件名称	有毒有害物质或元素					
	铅 (Pb)	汞 (Hg)	镉 (Cd)	六价铬 (Cr ⁶⁺)	多溴联苯 (PBB)	多溴二苯醚 (PBDE)
机体/机箱	○	○	○	○	○	○
安装基板/电器部件	×	○	○	○	○	○
塑胶结构件	○	○	○	○	○	○
金属结构件	○	○	○	×	○	○
线缆类	○	○	○	○	○	○
变压器	○	○	○	○	○	○
扬声器/传声器	×	○	○	×	○	○

说明:

“○”表示该有毒有害物质在该部件所有均质材料中的含量均在SJ/T11363-2006标准规定的限量要求以下。

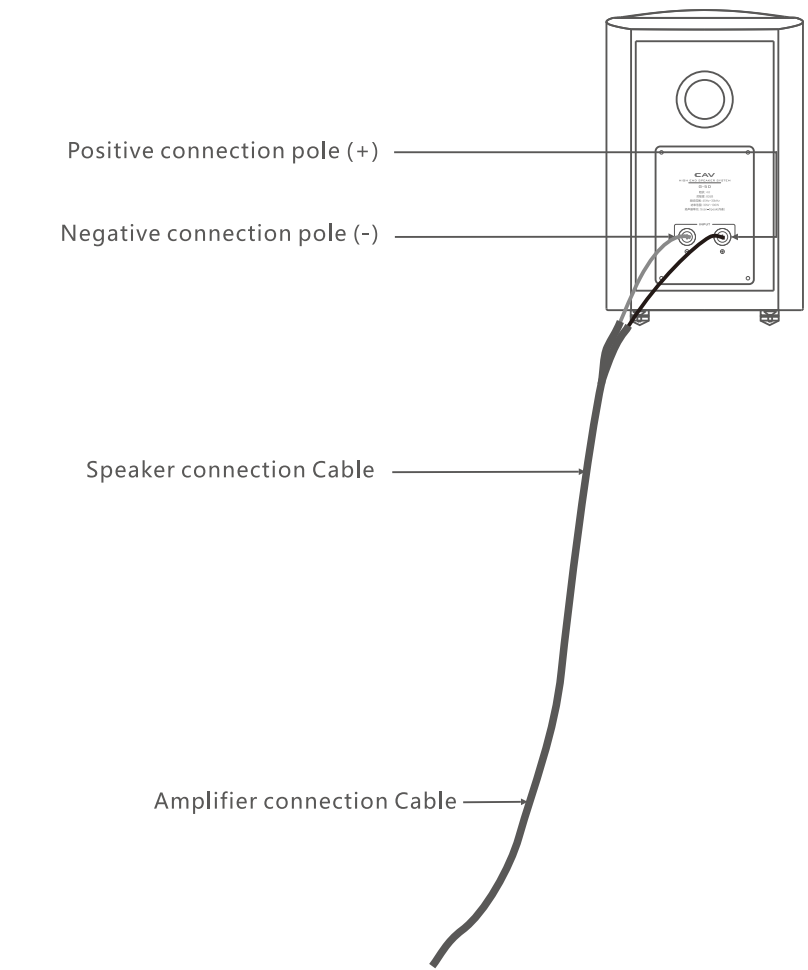
“×”表示有毒有害物质至少在该部件的某一均质材料中的含量超出SJ/T11363-2006标准规定的限量要求。

注:“×”为在现有技术下还没有可替代的物质。

G-50 SPEAKER SYSTEM CONNECTION METHOD

Connection method:

- 1.Make sure that the power of the amplifier is off.
- 2.Connect the amplifier cable to the G-50 speaker. Make sure that the left and right channels are connected to the positive and negative polarities properly. Connect the red wire to positive (+) and the black wire to negative (-).
- 3.Finally turn on the power of the amplifier.



G-50 SPEAKER SYSTEM USER GUIDE

Common sense of use:

The nominal power of this speaker refers to the low-frequency power. Excessive enhance of treble or bass will make the proportion of signal components deviate significantly from the normal distribution, which may damage the tweeter and woofer units due to overload. In the audio system, the nominal power of the amplifier is often greater than the nominal power of the speaker. This is to cope with some instant strong signal in the music signal and it is one of the most basic requirements of the audio system. Therefore, be careful not to turn the volume up to maximum during use, or else it will cause damage (which isn't covered by the warranty). Some systems have a large nominal power but the sound may be not loud. This is related to the sensitivity of the speaker. The higher the sensitivity is, the louder the sound is at the same power. This is of course what we hope. However, the sensitivity in high-fidelity audio systems may be lower in order to ensure the high fidelity (i.e. reduce distortion and ensure the balance of the entire frequency band), which must be considered during use.

Tips:

1. It isn't professional sound reinforcement equipment. For special use, please follow the guidance of experts.
2. The newly defined listening space area of the sound pressure test is 15m²-40m², and the vertical height is 2m~4m.
3. EC standard adaptability parameter design has no special requirements for the amplifier, making it easy to push.

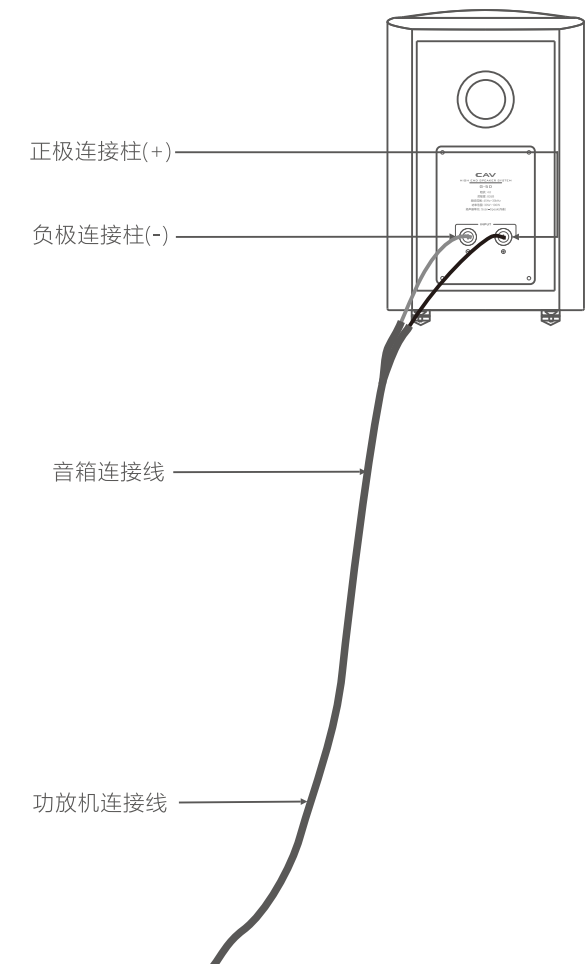
Speaker placement:

1. The speaker should be placed symmetrically in front of the listener.
2. Do not place the speakers side by side. The axis distance should be greater than 1.5m, which can make the stereo effect better. (In general, the effect is ideal if the listening position and the two speakers form an equilateral triangle)
3. Placing the speaker about 20cm against the wall will make the bass fuller. Please pay attention to the height of the speaker. The tweeter is preferably close to the height of human ears.
4. Avoid direct sunlight and rain.

G-50 扬声器系统连接方法

连接方法：

- 1、确定功放机的电源处于关闭状态。
- 3、将功放机连接线与G-50音箱接好，请注意左、右声道和正、负极性对应连接。请注意红接正(+)、黑接负(-)。
- 4、最后再开功放机的电源。



G-50 扬声器系统技术规格

型号: G-50

高音: 1英寸丹麦Scan-Speak(绅士宝)高音单元x1只

低音: 5.25英寸丹麦Scan-Speak(绅士宝)中低音单元x1只

标称阻抗: 4Ω

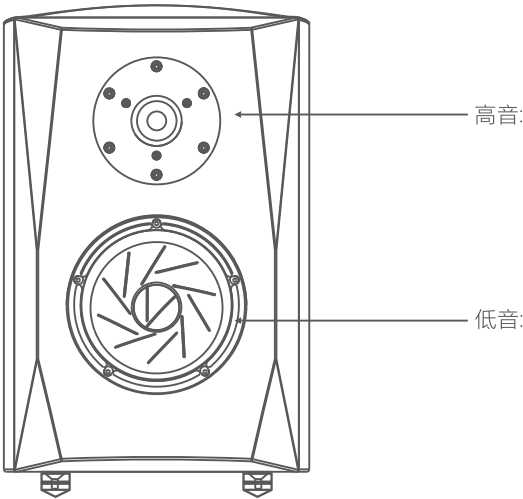
灵敏度: 82dB

频率范围: 45Hz-30kHz

功率范围: 30W-100W

尺寸: W252XH385XD424(mm)

净重: 15.1kg



FEATURES AND PRECAUTIONS OF G-50 SPEAKER SYSTEM

Features:

1. G-50 box is hand-made, with rosewood veneer of natural matte color and piano paint. The unique and luxurious shape and structure represent the fashion style.
2. Scan-Speak (Denmark) Discovery series tweeter
The double ferrite magnet dome film tweeter features high sensitivity and low distortion, and the high frequency sound is extremely clear and penetrating.
3. Scan-Speak (Danish) Revelator series mid-woofer
This mid-woofer unit uses the patented symmetrical drive magnetic circuit design technology of Scan-Speak, with low damping benzene rubber surround, large ferrite magnetic circuit system, and low loss linear suspension. The diaphragm adopts cutting con design, and the damping rubber filled in the cutting mark can significantly reduce the split vibration of the diaphragm.
4. The crossover is made of enthusiast components imported from Europe
NTERTECHNIK high-quality air core inductor eliminates magnetic saturation under high current working conditions and effectively reduces eddy current distortion. The enthusiast grade polypropylene foil capacitor from Danish Jantzen Audio provides detailed vocal details and smaller graininess.
5. Optimized LEAP curve for speaker system design
The acoustic design process is debugged through LEAP system curve optimization and repeated tests to achieve ideal combination of speaker and box structure.

Precautions:

1. The speaker cable should be connected to the power amplifier reliably to avoid noise.
2. The speaker should be placed in a horizontal and stable place. The back of the speaker should be 20cm away from the wall, which will make the bass fuller.
3. The stereo effect will be poor if the polarity of the speaker is reversed.

Maintenance:

1. Unless necessary, please avoid working for a long time under full load.
2. Before starting the power, make sure that the volume knob of the amplifier is turned to the minimum or small volume.
3. Wipe the speaker surface with a dry soft cloth. Do not use chemical solvents such as thinner or gasoline, as this may damage the surface.

Accessories: Two speaker cables.

Note: The above specifications are subject to change without prior notice.

G-50 SPEAKER SYSTEM

Contents

Features and Precautions of Speaker System.....1

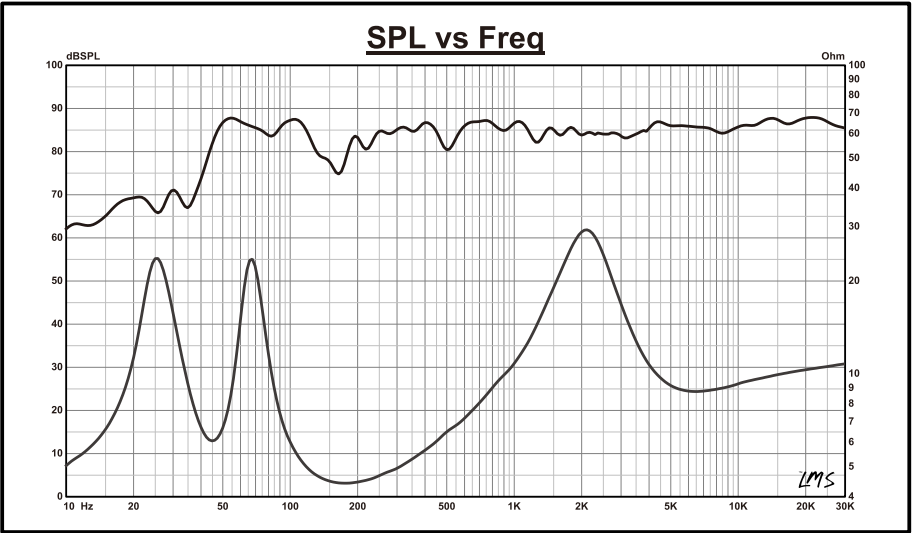
Speaker System User Guide.....2

Speaker System Connection Method.....3

Technical Specifications of Speaker System.....4

Speaker System Frequency and Impedance Characteristics Curve.....5

G-50 扬声器系统频率和阻抗特性曲线



G-50 频率响应/阻抗曲线图

G-50 SPEAKER SYSTEM

Dear user:

Thank you for purchasing the G-50, which is a speaker system made by CAV with perfect combination of exquisite technology and profound artistic connotation. This system is an ideal carrier for CAV performance aesthetics, art form and real music. It is also another representative product of unique personality of the company.

Our entrepreneurial spirit is to let you experience the music in your noble life.

For the best performance and complete service support, please read this manual carefully and keep it properly for reference.